

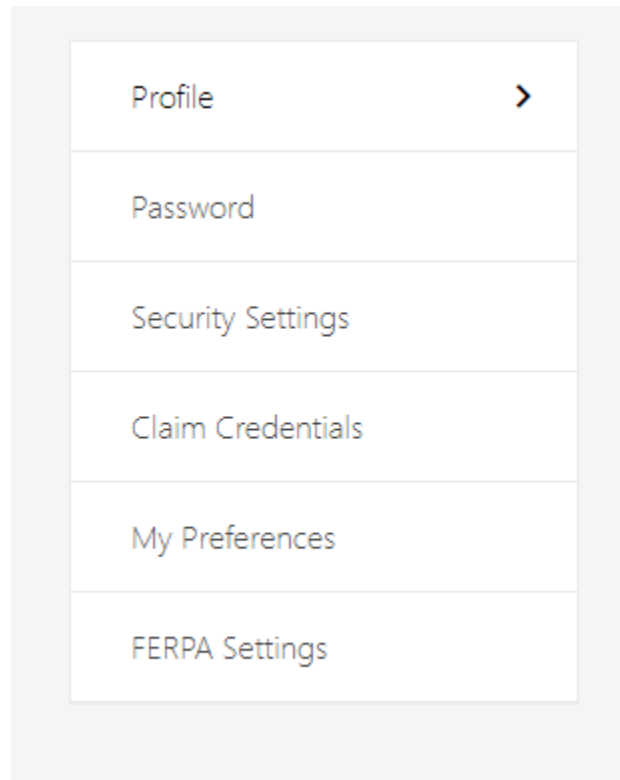
Step-by-step guide for Students

Prior to proceeding with the steps below, please obtain your child’s GreenLight enrollment code from your High School. The enrollment code is a long number and will not be easy to type, so please make sure you can copy and paste it. If you are under 18, you will also need your parent to register on GreenLight using your enrollment code. Your parent will be required to sign the FERPA waiver and provide consent for you to access GreenLight services.

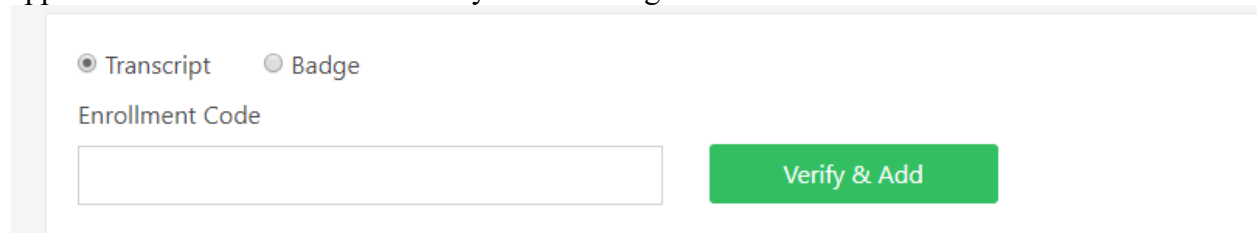
NOTE: If you already have a GreenLightLocker.com account, there is no need to register again. Please log into your account and navigate to the profile section by clicking on your name in the top right corner.



Click on “Claim Credentials”



Enter your Enrollment code and click on “Verify & Add”. Your high school transcript will now appear in the Credentials section of your GreenLight locker.



If you do not have an account on GreenLightLocker.com, please follow the steps outlined below.

Step 1: From a computer, please visit:

URL: <https://GreenLightLocker.com>


Please use one of these supported browsers

Browser	Version
Firefox	Version 51 and above
Google Chrome	Version 38 and above
Safari	All versions
Microsoft Edge	All versions
Internet Explorer	Version 10 and above (note: drag & drop will not function)

Step 2: Click on Register



Step 3: Enter the enrollment code provided to you by your school and complete your registration



Student Registration

I'm a student I'm a parent/guardian

I have an enrollment code

Enrollment Code * Date of Birth (MM/DD/YYYY) * Last Name *

- You will need to enter your date of birth in the mm/dd/yyyy format
- You will also need to enter your Last Name and click Validate

Step 4: Complete the registration form by filling all the required fields

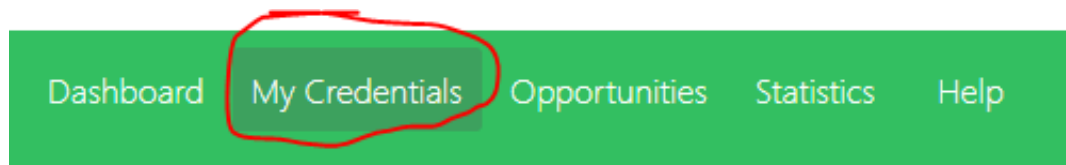
First Name *	Middle Name	Last Name *
<input type="text"/>	<input type="text"/>	<input type="text"/>
<small>First Name is required</small>		<small>Last Name is required</small>
Date of Birth (MM/DD/YYYY) *	Select Gender *	Mobile Number *
<input type="text" value="01/22/2001"/>	<input type="text" value="Male"/>	<input type="text" value="+1"/>
		<small>Select Country and then type in 10-digit phone number</small>
Email Address *	Confirm Email Address *	Username *
<input type="text"/>	<input type="text"/>	<input type="text"/>
<small>Email Address is required</small>		<small>Username is required</small>
Password *	Confirm Password *	
<input type="text"/>	<input type="text"/>	
<small>Password is required</small>		
<input type="checkbox"/> I agree to the GreenLight Credentials terms of use		
<input type="button" value="Sign up"/>		
Already have an Account?		

- Select a username that you will remember
- Select a password with at least 12 characters and it must have at least 1 uppercase alphabetical character, 1 special character, and 1 numeric character
- You must click the check box next to “I agree to the GreenLight Credentials terms of use”
- Then click Sign up

Step 5: You will need to access the email you used for registration and click on the validation link

Step 6: Once your account is validated, you can login using the login ID and password you selected during registration

Step 7: Once you are logged in, click on My Credentials




Step 8: Click on Request Transcript


Step 9: Once your transcript is ready, click on the Share icon

Existing Credentials Share Activity Accomplishment Portfolio [+ Create Accomplishment Portfolio](#)

Transcripts Digital Badges Certifications Apprentice Certificates Recommendation Letters



Mesquite Independent School District
Student Name: Skylei Post
Status : Transcript Available
(Your transcript is ready to be shared)



Step 10: Select “Academic Institution”

Choose the academic institution you would like to share with ×

Send credentials to

Academic Institution Employer/Others (via email)

Send From *

Mesquite Independent School District

Reference ID

Application Id or Job Reference Id if you have one

Message

I agree to the GreenLight Credentials [terms of use](#)

[Share](#)

Step 10b: Start typing the name of the Institution in the “Send to” field. If the name does not show up, that means GreenLight is not able to send to that institution just yet. We are continuing to partner with educational institutions.

Choose the academic institution you would like to share with ×

Send credentials to
 Academic Institution Employer/Others (via email)

Send From *
Mesquite Independent School District

Send To *
univ

Reference ID
Application Id or Job Reference Id if you have one

Message

I agree to the GreenLight Credentials [terms of use](#)

- Bellevue University
- Concordia University Texas
- Southern Methodist University
- Southern New Hampshire University
- Texas Womans University
- The University of Texas at Dallas
- Tiffin University
- University Of North Texas at Dallas
- University of North Texas (Graduate admissions)

Step 11: To send via email select “Employer/Others (via email)”

Choose the academic institution you would like to share with ×

Send credentials to
 Academic Institution Employer/Others (via email)

Send From *
Mesquite Independent School District

Send To *
Select by entering the Institution Name
(To send your transcript to an email address, please select Employer/Others(via email) tab)

Reference ID
Application Id or Job Reference Id if you have one

Message

I agree to the GreenLight Credentials [terms of use](#)

Share

Step 11b: Type the email address in the Email Address field and repeat it again in the Confirm Email Address field

Choose Employer/Others you would like to share ×

Send credentials to

Academic Institution Employer/Others (via email)

Send From * Attention of

Mesquite Independent School District Enter the (Employer Name) or (Individual Name)

Email Address * Confirm Email Address *

Reference ID

Application Id or Job Reference Id if you have one

Message

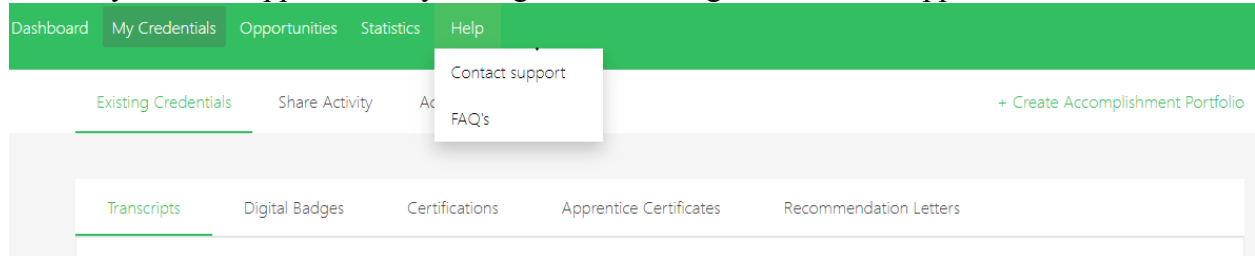
I agree to the GreenLight Credentials [terms of use](#)

Share

- Type a message in the Message box (optional)
- Click on the check box next to “I agree to the GreenLight Credentials terms of use”
- Then click the Share button

Contacting Support

You may contact support directly through the GreenLightLocker.com app



Phone support is available at (972-348-1234) with option 5